



District Report Card: 2017


State: Gujarat	District: Jamnagar
Class: 3	Subject: Mathematics
Schools: 61	Students: 1101


Participation/Coverage


Students

GENDER 	Boys		Girls	
	Number	%	Number	%
	551	50.05	550	49.95

AREA 	Rural		Urban	
	Number	%	Number	%
	723	65.67	378	34.33

CATEGORY 	SC		ST		OBC		GEN	
	Number	%	Number	%	Number	%	Number	%
	116	10.54	102	9.26	740	67.21	143	12.99

CWSN 	LD	VI	HI	S&LD	ID	Oth
	0	0	0	1	3	0

Management 	Government		Government-aided	
	Number	%	Number	%
	1067	96.91	34	3.09

Average Performance of Students in Mathematics (%)

Overall	Gender		Area		Management		Social Group			
	Male	Female	Rural	Urban	Govt.	Aided	SC	ST	OBC	GEN
64.26	62.81	65.71	69.29	54.62	64.45	58.04	65.63	62.68	63.28	69.32

Performance on Learning Outcomes (LOs)

Learning Outcomes	Description	Average Performance(%)
M301	Reads and writes numbers up to 999 using place value	54.80
M302	Compares numbers up to 999 based on their place values	73.30
M303	Solves simple daily life problems using addition and subtraction of three digit numbers with and without regrouping	58.44
M304	Constructs and uses the multiplication facts (up till 10) in daily life situations	57.86
M305	Analyses and applies an appropriate number operation in the situation/ context	62.94
M306	Explains the meaning of division facts by equal grouping/sharing and finds it by repeated subtraction	63.22
M309	Identifies and makes 2D-shapes by paper folding, paper cutting on the dot grid, using straight lines etc.	81.82
M311	Fills a given region leaving no gaps using a tile of a given shape	57.02
M312	Estimates and measures length and distance using standard units like centimeters or meters & identifies relationships	44.80
M317	Reads the time correctly to the hour using a clock/watch	75.39
M318	Extends patterns in simple shapes and numbers	58.84
M319	Records data using tally marks, represents pictorially and draws conclusions	81.29

Range of Performance of Students who Answered Correctly							
Below 30%		30% - 50%		50% - 75%		Above 75%	
Number	%	Number	%	Number	%	Number	%
100	9.08	216	19.62	397	36.06	388	35.24

Lowest Performing Learning Outcomes (LOs)

- 1 - Estimates and measures length and distance using standard units like centimeters or meters & identifies relationships (44.80)
- 2 - Reads and writes numbers up to 999 using place value (54.80)
- 3 - Fills a given region leaving no gaps using a tile of a given shape (57.02)
- 4 - Constructs and uses the multiplication facts (up till 10) in daily life situations (57.86)
- 5 - Solves simple daily life problems using addition and subtraction of three digit numbers with and without regrouping (58.44)